



ಬೃಹತ್ ಬೆಂಗಳೂರು ಮಹಾನಗರ ಪಾಲಿಕೆ  
Bruhat Bengaluru Mahanagara Palike



# BBMP COVID-19 WAR ROOM 24.03.2023

BBMP / COVID-19 WAR ROOM / BULLETIN – 1096/ 24.03.2023 / #BBMPfightsCOVID19



# OVERVIEW OF COVID-19 IN BENGALURU

**CASE TRENDS** ACTIVE CASES **385**

<u>Confirmed Cases</u>	<u>Recovered Cases</u>	<u>Death Cases</u>
<b>61</b> 18,79,451 <sup>#</sup>	<b>85</b> 18,62,071 <sup>#</sup>	<b>0</b> 16,995 <sup>#</sup>

**HOSPITALIZATION** **61**

<u>ICU – V</u>	<u>ICU</u>	<u>HDU</u>	<u>General</u>
<b>1</b>	<b>11</b>	<b>4</b>	<b>45</b>

INCLUDES GOVT. QUOTA AND PRIVATE WALK-IN HOSPITALIZATION

**VACCINATION** **58** 2,06,97,105<sup>#</sup>

<u>First Dose</u>	<u>Second Dose</u>	<u>Precaution Dose</u>
<b>7</b> 96,89,458 <sup>#</sup>	<b>15</b> 95,11,195 <sup>#</sup>	<b>36</b> 14,96,452 <sup>#</sup>

**TRIAGING**

MTU

**5**

Tele Triage

**53**

**ACTIVE CZs**

**0**

MCZs (< 5 cases)

**0**

Clusters (> 5 cases)

**0**

**TESTING** **1,768** 3,22,01,476<sup>#</sup>

<u>Positivity :6.89%</u> <small>*FOR LAST 7 DAYS</small>	<u>RAT</u>	<u>RTPCR</u>
	<b>341</b>	<b>1,427</b>

# : indicates cumulative numbers till date



# ABSTRACT OF COVID-19 SCENARIO IN BENGALURU

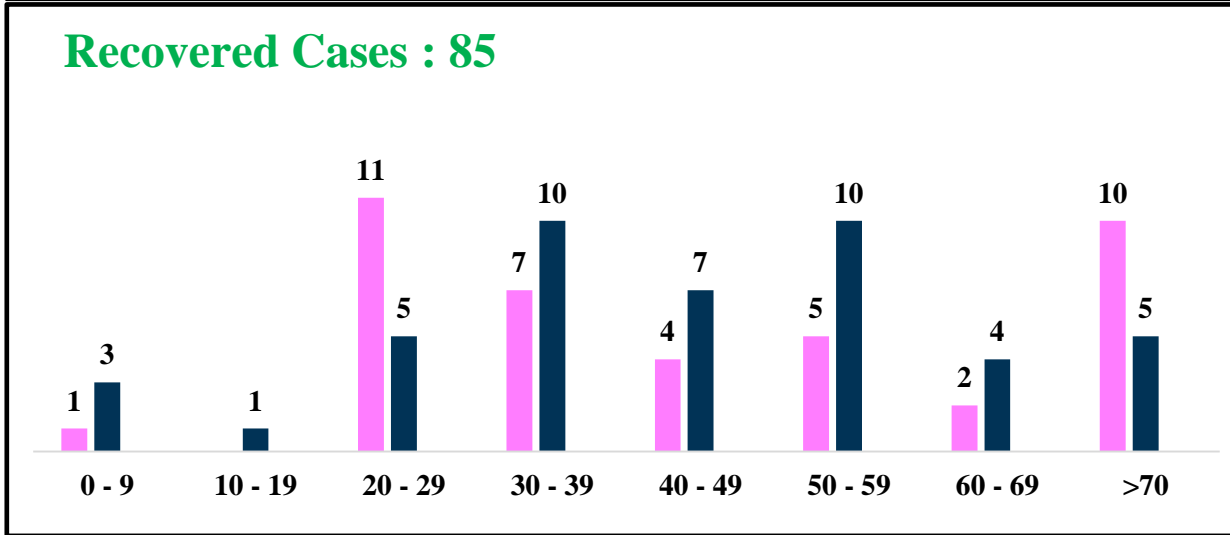
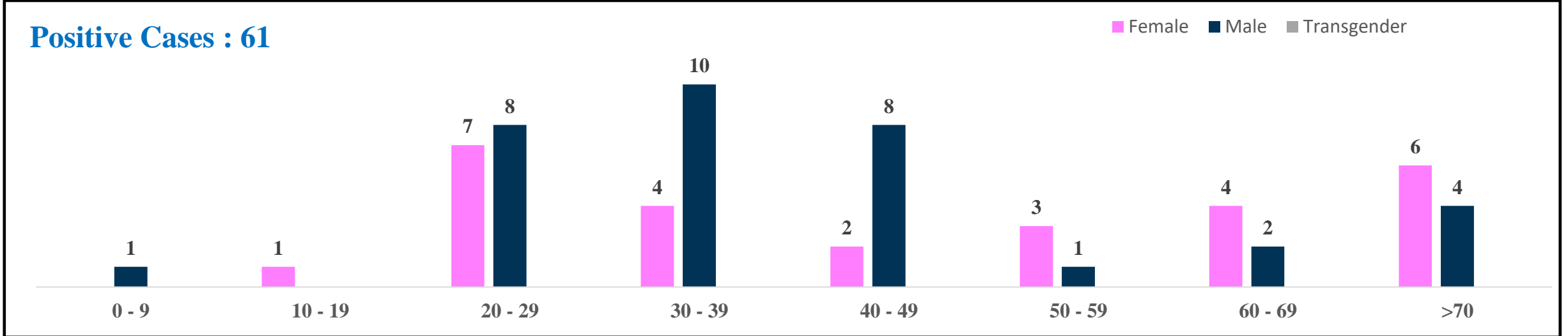


	MALE			FEMALE			TRANSGENDER			TOTAL		
	Last 24 Hours	Last 7 Days	Cumulative	Last 24 Hours	Last 7 Days	Cumulative	Last 24 Hours	Last 7 Days	Cumulative	Last 24 Hours	Last 7 Days	Cumulative
<b>Positive Cases</b>	34	210	11,08,115	27	183	7,71,140	0	0	196	61	393	18,79,451
<b>Recovered Cases</b>	45	190	10,95,579	40	169	7,65,362	0	0	187	85	359	18,62,071
<b>Death Cases</b>	0	0	10,764	0	1	6,227	0	0	4	0	1	16,995
<b>Total Tests Done</b>	<b>In Last 24 hrs. : 1,768</b>			<b>In last 7 days : 5,703</b>			<b>Cumulative : 3,22,01,476</b>					
<b>Vaccine Doses Administered</b>	<b>In Last 24 hrs. : 58</b>			<b>In last 7 days : 476</b>			<b>Cumulative : 2,06,97,105</b>					
<b>ACTIVE CASES</b>									<b>385</b>			

\*Covid deaths occurred today : 00 | Covid deaths occurred beyond last 24hrs., reported today : 00



# LAST 24 HOURS AGE GROUP AND GENDER WISE DISTRIBUTION

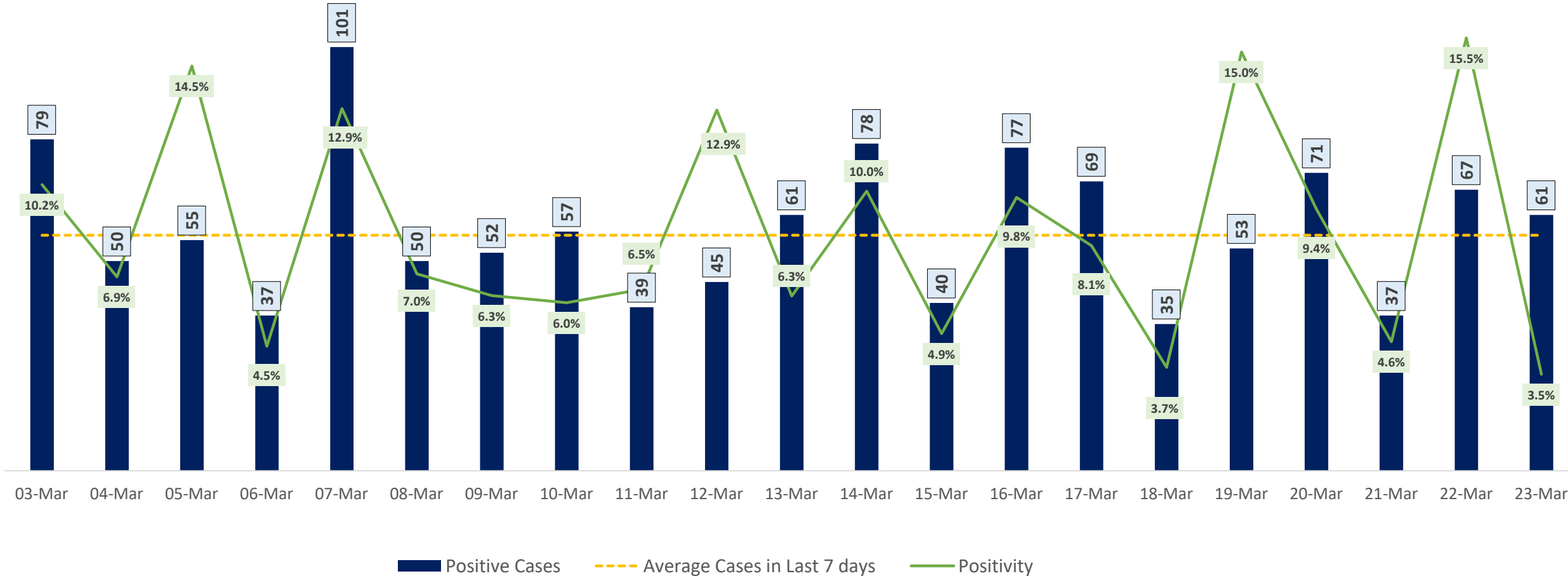




# POSITIVITY RATE OF BENGALURU – LAST 21 DAYS



Average Cases in Last 7 days : 56

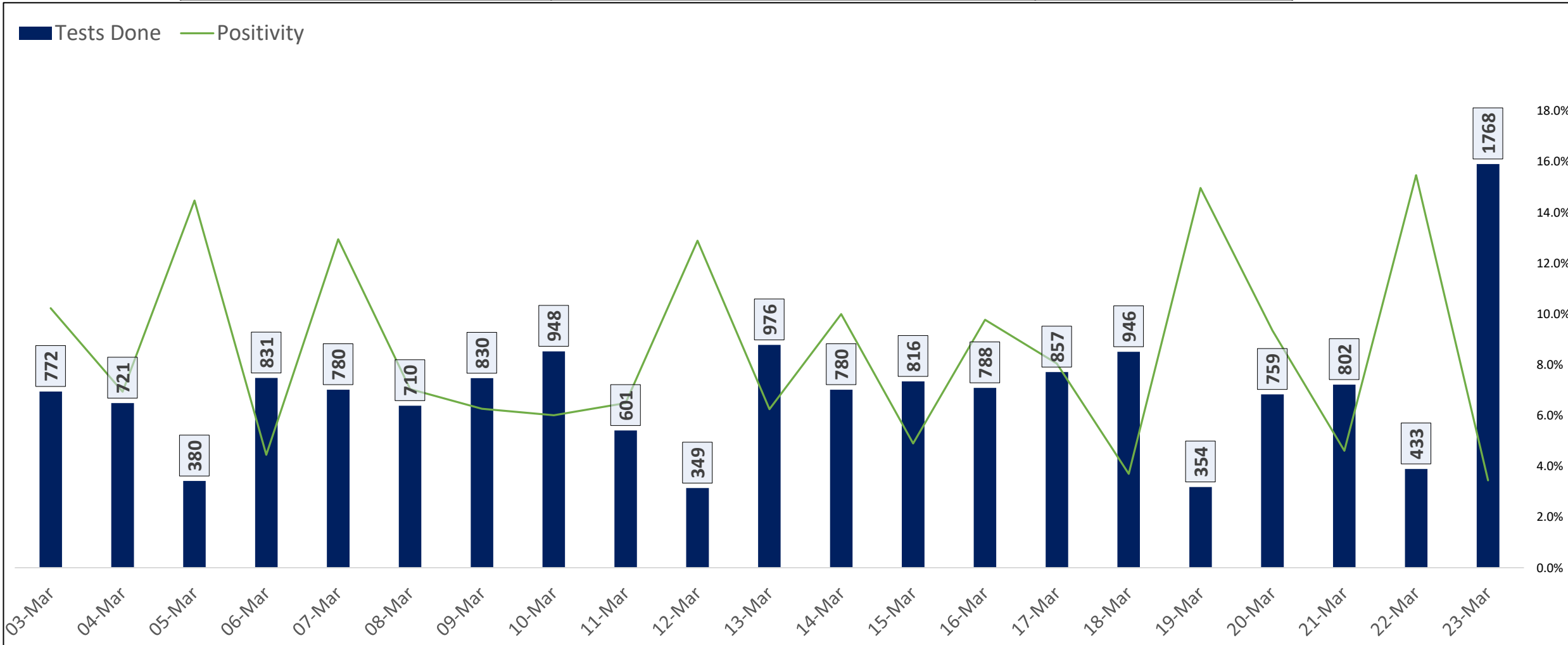




# TESTING TRENDS IN BENGALURU

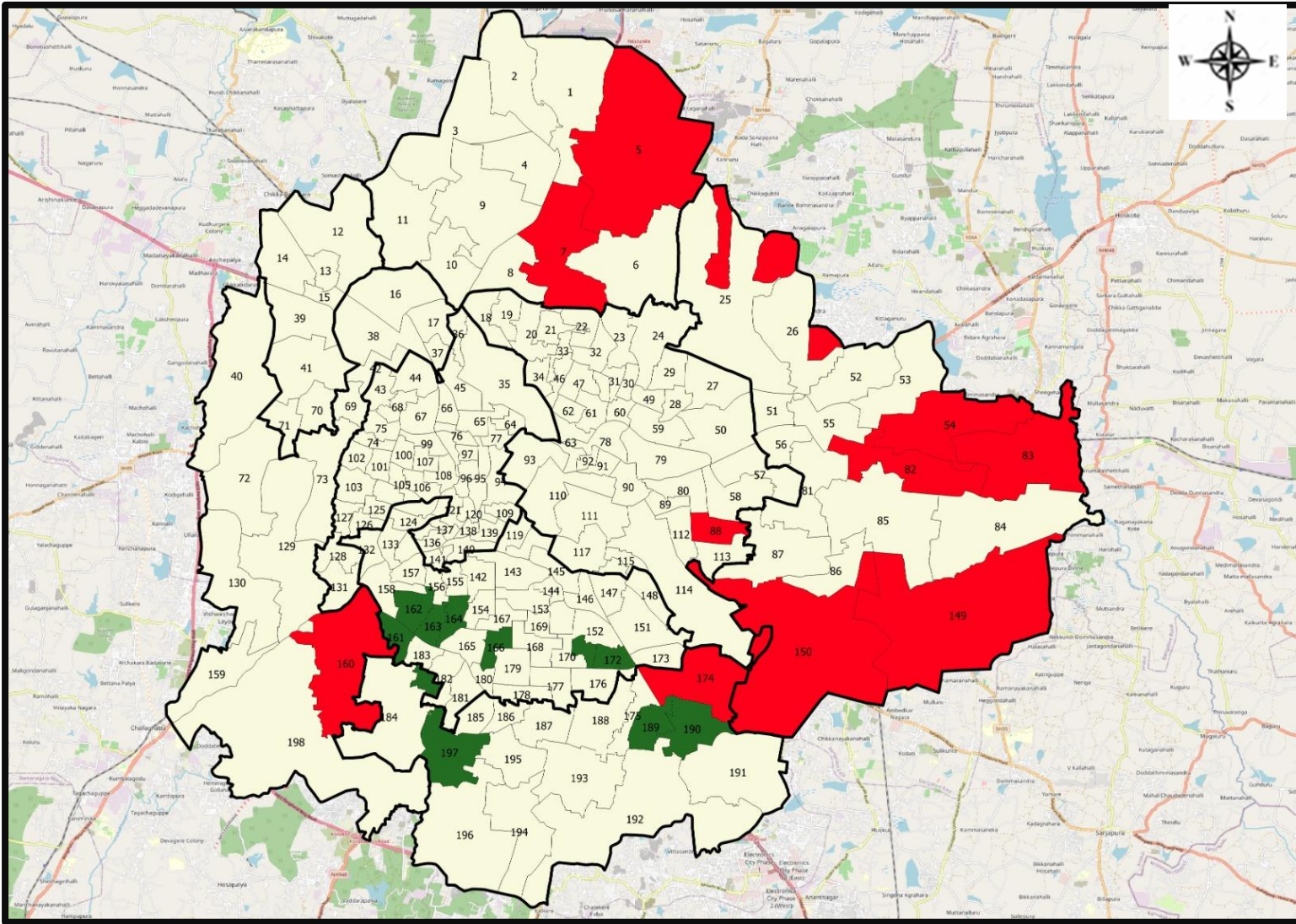


Total Test Conducted Till Date	Test Conducted Last 24 hours	Last 7 Days Average
3,22,01,476	1,768	815





# BENGALURU URBAN MAP SHOWING TREND OF POSITIVE CASES IN LAST 7 DAYS



## Top 10 wards reporting highest number of positive cases in last 10 days

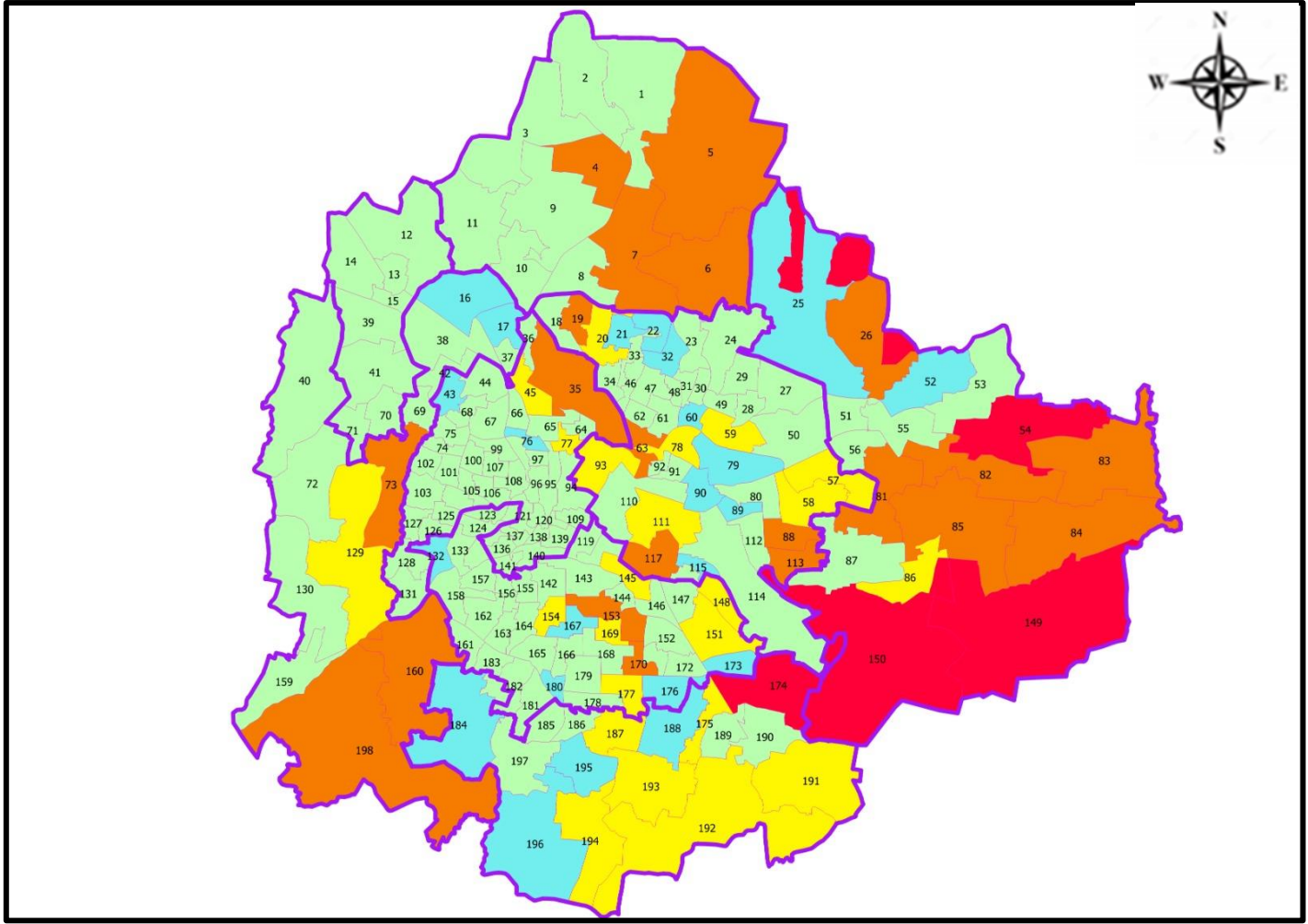
Ward No.	Ward Name	Daily Cases Average
150	Bellanduru	5
174	HSR Layout	4
54	Hudi	2
149	Varthuru	2
7	Byatarayanapura	2
73	Kottegepalya	2
82	Garudachar Palya	2
85	Dodda Nekkundi	2
6	Thansandra	1
160	Rajarajeshwari Nagar	1







## Top 10 wards reporting least number of positive cases in last 7 days

Ward No.	Ward Name	Daily Cases Average
197	Vasanthpura	0
190	Mangammanapalya	0
189	Hongasandra	0
183	Chikkalsandra	0
182	Padmanabha Nagar	0
172	Madivala	0
171	Gurappanapalya	0
166	Karisandra	0
164	Vidyapeeta Ward	0
163	Katriguppe	0



# BENGALURU MAP SHOWING INTENSITY OF POSITIVE CASES IN LAST 7 DAYS



-  **Level 1 : 0 to 1 Cases**
-  **Level 2 : 1 to 3 Cases**
-  **Level 3 : 3 to 5 Cases**
-  **Level 4 : 5 to 10 Cases**
-  **Level 5 : More than 10 Cases**
-  **Zone Boundaries**

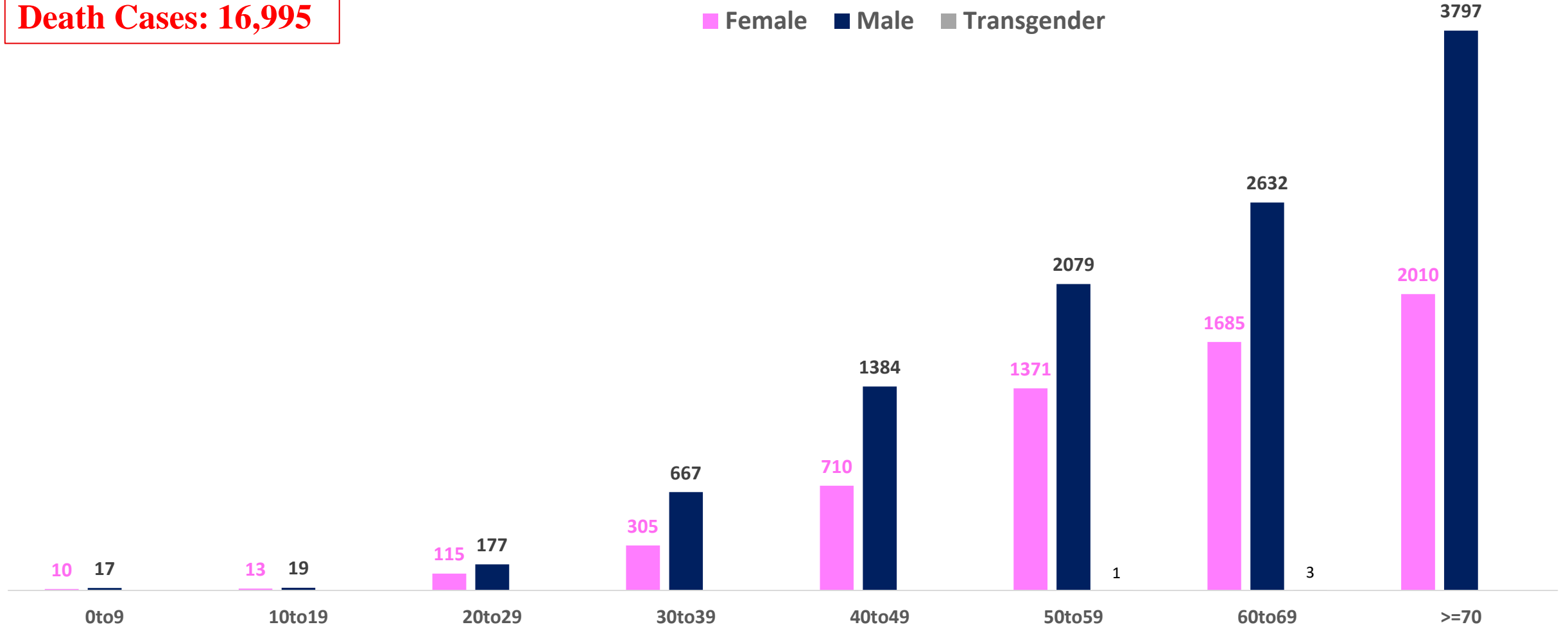




# AGE AND GENDER WISE DISTRIBUTION OF DEATH CASES



**Death Cases: 16,995**





# SNAPSHOT OF COVID-19 CASES IN BENGALURU URBAN



**Total Wards With  
< = 5 Cases\* :  
172**

**Tests Conducted  
on 23.03.2023:  
1,768**

**Recovery  
Rate\*:  
99.08%**

**Total  
Active Cases :  
385**

**Total Vaccinated  
on 23.03.2023:  
58**

**Positivity  
Rate\* :  
6.89%**

**Active  
Rate\*:  
0.02%**

**Case  
Fatality Rate\* :  
0.25%**





\*Total positive cases In the past 7 days

\*CFR and positivity is for Past 7 days



ಬೃಹತ್ ಬೆಂಗಳೂರು ಮಹಾನಗರ ಪಾಲಿಕೆ  
Bruhat Bengaluru Mahanagara Palike



<b>Download BBMP Bulletin</b>	<a href="https://apps.bbmpgov.in/covid19/mediabulletin.php">https://apps.bbmpgov.in/covid19/mediabulletin.php</a>
<b>To register for vaccination :</b>	<a href="https://selfregistration.cowin.gov.in/">https://selfregistration.cowin.gov.in/</a>
<b>BBMP COVID19 Dashboard:</b>	<a href="https://apps.bbmpgov.in/covid19/">https://apps.bbmpgov.in/covid19/</a>
<b>Follow us on:</b>	 <a href="http://www.facebook.com/bbmp.comm1/">www.facebook.com/bbmp.comm1/</a>
	 <a href="https://twitter.com/BBMPCOMM">twitter.com/BBMPCOMM</a>
	  <a href="https://www.instagram.com/BBMPSplHealth">BBMPSplHealth</a>

Issued by:

Honorable Chief Commissioner, BBMP  
Special Commissioner Health, BBMP  
MD, Bengaluru Smart City Limited

**THANK YOU !**

